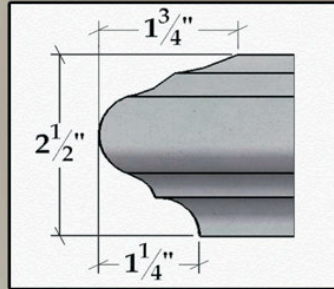






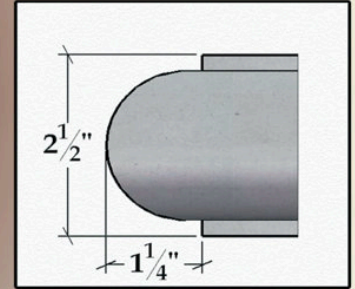
VALORI PRECAST

VALORI WALL CAPS

COLONIAL



TRADITIONAL



WALL CAP SIZE	
STRAIGHT & END	CORNER
8 1/2" x 24" x 2 1/2"	8 1/2" x 12" x 2 1/2"
10 1/2" x 24" x 2 1/2"	10 1/2" x 12 1/2" x 2 1/2"
12 1/2" x 24" x 2 1/2"	12 1/2" x 14 1/2" x 2 1/2"
14 1/2" x 24" x 2 1/2"	14 1/2" x 16 1/2" x 2 1/2"
16 1/2" x 24" x 2 1/2"	16 1/2" x 18 1/2" x 2 1/2"
20 1/2" x 24" x 2 1/2"	20 1/2" x 22 1/2" x 2 1/2"
24 1/2" x 24" x 2 1/2"	24 1/2" x 26 1/2" x 2 1/2"

BASE SIZE
W" x L"
6" x 24"
8" x 24"
10" x 24"
12" x 24"
14" x 24"
18" x 24"
22" x 24"

RADIUS PIECES	
WIDTH	RADIUS
10 1/2", 12 1/2"	2', 3', 4', 6', 8', 10', 12', 14', 16'
14 1/2", 16 1/2", 24 1/2"	4', 6', 8', 10', 12', 14', 16'

NOTE: Valori Wall Caps are available in 15 different colors and 3 different finishes. Caps are made from natural materials, therefore some variation in color is expected. Valori Precast strongly recommends that color selections are made from actual color concrete samples. All caps have a minimum strength of 4000 PSI.